

CERTIFICATE OF ANALYSIS

MONOCLONAL ANTIBODIES

Galectin 3 Monoclonal Antibody

Code No.	BM451-N8E8
Grade	Affinity Purified
Lot No.	

RECEIVER INFORMATION

Expiry Date	
Storage Temperature	2-8°C (up to 1 month). Aliquot and store below -15°C (long term)
Storage Notes	Avoid repeat freeze thaw cycles
Shipping Temperature	2-8°C

PRODUCT INFORMATION

Specificity	Antibody detects Galectin 3 with minimal cross-reactivity to all tested closely related Galectin family proteins: Galectins 4, 7, 8, 9, 9b & 9c.
Immunogen	Recombinant Galectin 3 antigen, P734-1
Source	Cell Culture
BBI Solutions Clone No.	N8E8
Application	ELISA, Western Blot. Recommended as the Capture antibody in Sandwich ELISA with BM451-K7H2 or BM451-V7G5 as the Capture antibody.
Isotype	IgG _{1k}
Host	Mouse
Purification	Protein A
Presentation	Single homogenous batch, 0.2µM filtered, supplied liquid in a PBS buffer, pH 7.4 with 0.09% Sodium Azide.

HEALTH AND SAFETY

Application	For in-vitro use and research or further processing only.
Precaution	Potentially hazardous. For specific precautions, see Safety Data Sheet.
Material Safety	For further information and technical details, please download a Safety Data Sheet at www.bbisolutions.com or contact your BBI Account Manager.

ANALYSIS

TESTS	SPECIFICATIONS	RESULTS
-------	----------------	---------

Determination Method

Protein concentration by Optical Density at 280nm using Extinction coefficient = 1.35

≥0.5 mg/ml

mg/ml

Purity

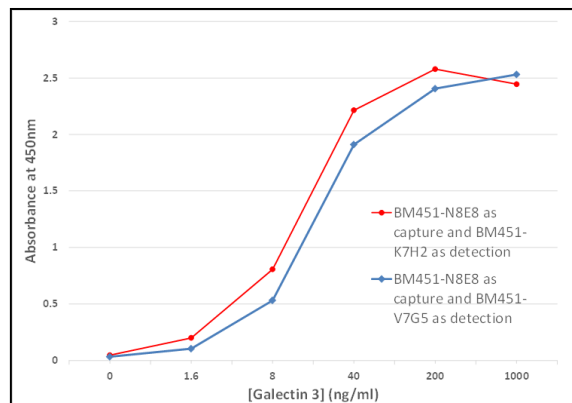
Defined by a major band >90% using Capillary Gel Electrophoresis.

Sandwich ELISA

Dilution curves of recombinant human galectin 3 (P734-1) in sandwich ELISA.

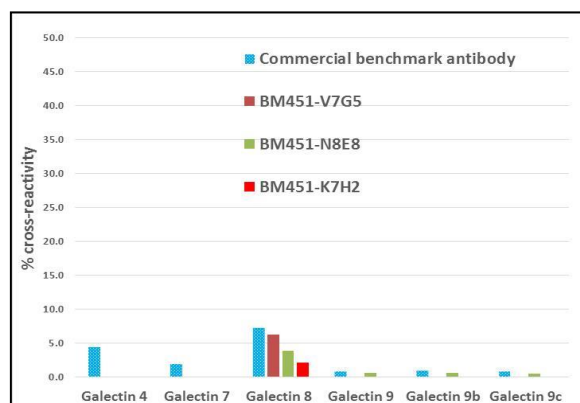
Lower limit of detection for the pairing of BM451-N8E8 with BM451-V7G5: 0.035 ng/ml.

Lower limit of detection for the pairing of BM451-N8E8 with BM451-K7H2: 0.025 ng/ml.



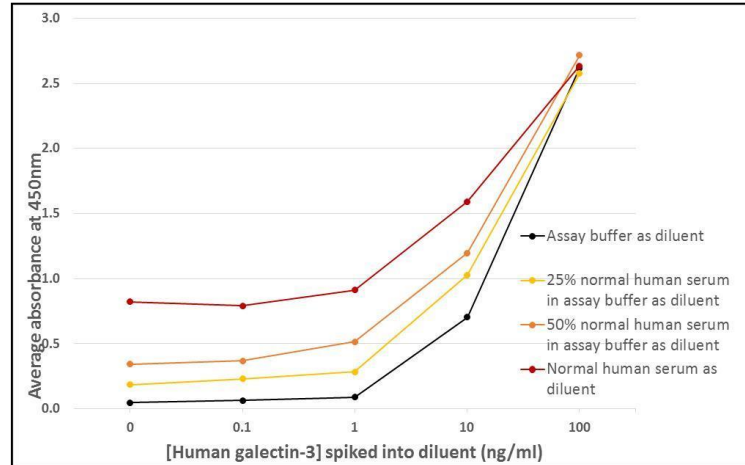
Cross reactivity determined by Western Blot

Galectin-3 antibodies exhibit minimal cross-reactivity with its most closely related Galectin family proteins relative to their reactivity with Galectin-3 (P734-1).



Human Serum Testing

Sandwich ELISA dilution curves of recombinant human galectin-3 (P734-1) in different concentrations of normal human serum using BM451-N8E8 as the capture antibody and BM451-K7H2 as the detection antibody. Signal decreased as the serum dilution increased. The data suggests the antibodies detect endogenous Galectin 3 in the serum.



Name:		Position:	
Signed:		Date:	